

Allermuir

FortySeven

allermuir.com

FortySeven - Coffee

Design - Allermuir

These simple, elegant and versatile tables are still constructed with the same meticulous attention to detail and quality but have now been sculpted and crafted to give FortySeven, a softer and more delicate silhouette with ultimate stability in mind.



standard & optional features

- Standard feature
- Not available

	FRSC24RD Round 24" dia	FRSC30RD Round 30" dia	FRSC36RD Round 36" dia	FRSC24SQ Square 24" x 24"	FRSC30SQ Square 30" x 30"	FRSC36SQ Square 36" x 36"
1" Laminate faced MDF core top with a clear edge profile (38)*	●	●	●	●	●	●
1" Laminate faced MDF core top with contrast edge tape (TE)*, Ply	●	●	●	●	●	●
1" TFL top with matching edge tape	●	●	●	●	●	●
Steel pedestal base finished in Matte Black powder coat	●	●	●	●	●	●
Plastic glides with leveling adjustment	●	●	●	●	●	●
Optional features:						
Table edge profile can be stained in Solid Black, Espresso, and Solid White	+ \$30	+ \$30	+ \$30	+ \$30	+ \$30	+ \$30
Steel pedestal base available in Matte White or Stone powder coat	+ \$0	+ \$0	+ \$0	+ \$0	+ \$0	+ \$0
Contrasting edge tape: Oak, White, Black, or Beech	+ \$0	+ \$0	+ \$0	+ \$0	+ \$0	+ \$0

- * [Click here to see available Edge Detail](#)
- * [Click here to see FortySeven Metal Finishes](#)
- * [Click here to see available Edge Stain Finishes](#)
- * [Click here to see available Contrasting Edge Tapes](#)
- * [Click here to see available Laminate Finishes](#)
- * [Click here to see Non-Stock Table Top Information](#)

Ships Semi-KD = Knock Down (Needs some assembly)

dimensions — OH - Overall Height OD - Overall Depth OW - Overall Width



Code		Edge	Global Laminates Brite White	Global Laminates Colors/Woodgrains	TFL
FRSC24RD • Round • 15"h • 24" dia		38	1,440	1,503	-
		TE	1,391	1,455	1,193
FRSC30RD • Round • 15"h • 30" dia		38	1,532	1,596	-
		TE	1,484	1,548	1,222
FRSC36RD • Round • 15"h • 36" dia		38	1,622	1,685	-
		TE	1,577	1,640	1,303

FRSC24SQ • Square • 15"h • 24 x 24"		38	1,454	1,524	-
		TE	1,409	1,472	1,184
FRSC30SQ • Square • 15"h • 30 x 30"		38	1,570	1,633	-
		TE	1,526	1,589	1,212
FRSC36SQ • Square • 15"h • 36 x 36"		38	1,625	1,699	-
		TE	1,584	1,657	1,306

GL = Global Lmainate Range TFL = TFL Range TE = 2mm Edge Tape All prices listed in US \$
38 = Profile Edge



FortySeven - Work Lounge

Design - Allermuir

These simple, elegant and versatile tables are still constructed with the same meticulous attention to detail and quality but have now been sculpted and crafted to give FortySeven, a softer and more delicate silhouette with ultimate stability in mind.



standard & optional features

- Standard feature
- Not available

	FRSW30SQ Square 30" x 30"	FRSW36SQ Square 36" x 36"	FRSW30RD Round 30" dia	FRSW36RD Round 36" dia
1" Laminate faced MDF core top with a clear edge profile (38)*	●	●	●	●
1" Laminate faced MDF core top with contrast edge tape (TE)*, Ply	●	●	●	●
1" TFL top with matching edge tape	●	●	●	●
Steel pedestal base finished in Matte Black powder coat	●	●	●	●
Plastic glides with leveling adjustment	●	●	●	●
Optional features:				
Table edge profile can be stained in Solid Black, Espresso, and Solid White	+ \$30	+ \$30	+ \$30	+ \$30
Steel pedestal base available in Matte White or Stone powder coat	+ \$0	+ \$0	+ \$0	+ \$0
Contrasting edge tape: Oak, White, Black, or Beech	+ \$0	+ \$0	+ \$0	+ \$0

- * [Click here to see available Edge Detail](#)
- * [Click here to see FortySeven Metal Finishes](#)
- * [Click here to see available Edge Stain Finishes](#)
- * [Click here to see available Contrasting Edge Tapes](#)
- * [Click here to see available Laminate Finishes](#)
- * [Click here to see Non-Stock Table Top Information](#)

Ships Semi-KD = Knock Down (Needs some assembly)

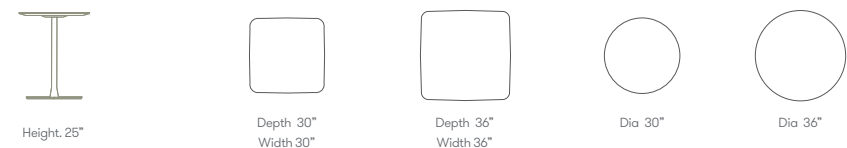
Code		Edge	Global Laminates Brite White	Global Laminates Colors/Woodgrains	TFL
FRSW30SQ • Square • 25"h • 30 x 30"		38	1,577	1,641	-
		TE	1,533	1,596	1,220
FRSW36SQ • Square • 25"h • 36 x 36"		38	1,632	1,695	-
		TE	1,591	1,654	1,313

FRSW30RD • Round • 25"h • 30" dia		38	1,539	1,603	-
		TE	1,491	1,555	1,230
FRSW36RD • Round • 25"h • 36" dia		38	1,629	1,692	-
		TE	1,584	1,647	1,311

GL = Global Lmainate Range TFL = TFL Range TE = 2mm Edge Tape All prices listed in US \$
38 = Profile Edge



dimensions — OH - Overall Height OD - Overall Depth OW - Overall Width



FortySeven - Dining

Design - Allermuir

These simple, elegant and versatile tables are still constructed with the same meticulous attention to detail and quality but have now been sculpted and crafted to give FortySeven, a softer and more delicate silhouette with ultimate stability in mind.



standard & optional features

- Standard feature
- Not available

	FRSD24RD Round 24" dia	FRSD30RD Round 30" dia	FRSD36RD Round 36" dia	FRSD24SQ Square 24" x 24"	FRSD30SQ Square 30" x 30"	FRSD36SQ Square 36" x 36"
1" Laminate faced MDF core top with a clear edge profile (38)*	●	●	●	●	●	●
1" Laminate faced MDF core top with contrast edge tape (TE)*, Ply	●	●	●	●	●	●
1" TFL top with matching edge tape	●	●	●	●	●	●
Steel pedestal base finished in Matte Black powder coat	●	●	●	●	●	●
Plastic glides with leveling adjustment	●	●	●	●	●	●
Optional features:						
Table edge profile can be stained in Solid Black, Espresso, and Solid White	+ \$30	+ \$30	+ \$30	+ \$30	+ \$30	+ \$30
Steel pedestal base available in Matte White or Stone powder coat	+ \$0	+ \$0	+ \$0	+ \$0	+ \$0	+ \$0
Contrasting edge tape: Oak, White, Black, or Beech	+ \$0	+ \$0	+ \$0	+ \$0	+ \$0	+ \$0

- * [Click here to see available Edge Detail](#)
- * [Click here to see FortySeven Metal Finishes](#)
- * [Click here to see available Edge Stain Finishes](#)
- * [Click here to see available Contrasting Edge Tapes](#)
- * [Click here to see available Laminate Finishes](#)
- * [Click here to see Non-Stock Table Top Information](#)

Ships Semi-KD = Knock Down (Needs some assembly)

dimensions — OH - Overall Height OD - Overall Depth OW - Overall Width



Code		Edge	Global Laminates Brite White	Global Laminates Colors/Woodgrains	TFL
FRSD24RD • Round • 29" h • 24" dia		38	1,485	1,548	-
		TE	1,436	1,500	1,242
FRSD30RD • Round • 29" h • 30" dia		38	1,577	1,641	-
		TE	1,529	1,593	1,271
FRSD36RD • Round • 29" h • 36" dia		38	1,667	1,730	-
		TE	1,622	1,685	1,352
FRSD24SQ • Square • 29" h • 24 x 24"		38	1,499	1,562	-
		TE	1,454	1,517	1,256
FRSD30SQ • Square • 29" h • 30 x 30"		38	1,615	1,678	-
		TE	1,571	1,634	1,283
FRSD36SQ • Square • 29" h • 36 x 36"		38	1,670	1,733	-
		TE	1,629	1,692	1,363

GL = Global Lminate Range TFL = TFL Range TE = 2mm Edge Tape All prices listed in US \$
38 = Profile Edge



FortySeven - Dining Rectangular

Design - Allermuir

These simple, elegant and versatile tables are still constructed with the same meticulous attention to detail and quality but have now been sculpted and crafted to give FortySeven, a softer and more delicate silhouette with ultimate stability in mind.



standard & optional features

- Standard feature
- Not available

	FRSD3024RC Rectangular 30" x 24"	FRSD3624RC Rectangular 36" x 24"	FRSD3630RC Rectangular 36" x 30"	FRSD4230RC Rectangular 42" x 30"	FRSD4236RC Rectangular 42" x 36"
1" Laminate faced MDF core top with a clear edge profile (38)*	●	●	●	●	●
1" Laminate faced MDF core top with contrast edge tape (TE)*, Ply	●	●	●	●	●
1" TFL top with matching edge tape	●	●	●	●	●
Steel pedestal base finished in Matte Black powder coat	●	●	●	●	●
Plastic glides with leveling adjustment	●	●	●	●	●
Optional features:					
Table edge profile can be stained in Solid Black, Espresso, and Solid White	+ \$30	+ \$30	+ \$30	+ \$30	+ \$30
Steel pedestal base available in Matte White or Stone powder coat	+ \$0	+ \$0	+ \$0	+ \$0	+ \$0
Contrasting edge tape: Oak, White, Black, or Beech	+ \$0	+ \$0	+ \$0	+ \$0	+ \$0

- * [Click here to see available Edge Detail](#)
- * [Click here to see FortySeven Metal Finishes](#)
- * [Click here to see available Edge Stain Finishes](#)
- * [Click here to see available Contrasting Edge Tapes](#)
- * [Click here to see available Laminate Finishes](#)
- * [Click here to see Non-Stock Table Top Information](#)

Ships Semi-KD = Knock Down (Needs some assembly)

dimensions — OH - Overall Height OD - Overall Depth OW - Overall Width



Height: 29"



Depth 30"
Width 24"



Depth 36"
Width 24"



Depth 36"
Width 30"



Depth 42"
Width 30"



Depth 42"
Width 36"

Code		Edge	Global Laminates Brite White	Global Laminates Colors/Woodgrains	TFL
FRSD3024RC • Rectangular • 29" h • 30" x 24"		38	1,546	1,609	-
		TE	1,502	1,566	1,245
FRSD3624RC • Rectangular • 29" h • 36" x 24"		38	1,623	1,686	-
		TE	1,578	1,642	1,318
FRSD3630RC • Rectangular • 29" h • 36" x 30"		38	1,670	1,733	-
		TE	1,629	1,692	1,361
FRSD4230RC • Rectangular • 29" h • 42" x 30"		38	1,732	1,802	-
		TE	1,683	1,751	1,394
FRSD4236RC • Rectangular • 29" h • 42" x 36"		38	1,762	1,841	-
		TE	1,709	1,779	1,412

GL = Global Lmainate Range

TFL = TFL Range

TE = 2mm Edge Tape

All prices listed in US \$

38 = Profile Edge



FortySeven - Dining Rectangular

Design - Allermuir

These simple, elegant and versatile tables are still constructed with the same meticulous attention to detail and quality but have now been sculpted and crafted to give FortySeven, a softer and more delicate silhouette with ultimate stability in mind.



standard & optional features

- Standard feature
- Not available

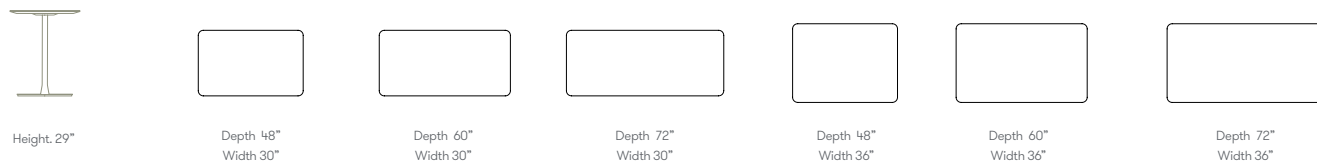
FRSD4830RC FRSD6030RC FRSD7230RC FRSD4836RC FRSD6036RC FRSD7236RC

	Rectangular 48" x 30"	Rectangular 60" x 30"	Rectangular 72" x 30"	Rectangular 48" x 36"	Rectangular 60" x 36"	Rectangular 72" x 36"
1" Laminate faced MDF core top with a clear edge profile (38)*	●	●	●	●	●	●
1" Laminate faced MDF core top with contrast edge tape (TE)*, Ply	●	●	●	●	●	●
1" TFL top with matching edge tape	●	●	●	●	●	●
Steel pedestal base finished in Matte Black powder coat	●	●	●	●	●	●
Plastic glides with leveling adjustment	●	●	●	●	●	●
Optional features:						
Table edge profile can be stained in Solid Black, Espresso, and Solid White	+ \$30	+ \$30	+ \$30	+ \$30	+ \$30	+ \$30
Steel pedestal base available in Matte White or Stone powder coat	+ \$0	+ \$0	+ \$0	+ \$0	+ \$0	+ \$0
Contrasting edge tape: Oak, White, Black, or Beech	+ \$0	+ \$0	+ \$0	+ \$0	+ \$0	+ \$0

- * [Click here to see available Edge Detail](#)
- * [Click here to see FortySeven Metal Finishes](#)
- * [Click here to see available Edge Stain Finishes](#)
- * [Click here to see available Contrasting Edge Tapes](#)
- * [Click here to see available Laminate Finishes](#)
- * [Click here to see Non-Stock Table Top Information](#)

Ships Semi-KD = Knock Down (Needs some assembly)

dimensions — OH - Overall Height OD - Overall Depth OW - Overall Width



Code	Edge	Global Laminates Brite White	Global Laminates Colors/Woodgrains	TFL
FRSD4830RC • Rectangular • 29" h • 48" x 30"	38	2,622	2,685	-
	TE	2,583	2,646	2,415
FRSD6030RC • Rectangular • 29" h • 60" x 30"	38	2,986	3,133	-
	TE	2,930	3,057	2,447
FRSD7230RC • Rectangular • 29" h • 72" x 30"	38	3,268	3,380	-
	TE	3,216	3,328	2,497
FRSD4836RC • Rectangular • 29" h • 48" x 36"	38	2,699	2,826	-
	TE	2,642	2,768	2,439
FRSD6036RC • Rectangular • 29" h • 60" x 36"	38	3,174	3,304	-
	TE	2,932	3,256	2,495
FRSD7236RC • Rectangular • 29" h • 72" x 36"	38	3,356	3,395	-
	TE	3,218	3,344	2,532

GL = Global Lmainate Range
38 = Profile Edge

TFL = TFL Range

TE = 2mm Edge Tape

All prices listed in US \$



FortySeven - High

Design - Allermuir

These simple, elegant and versatile tables are still constructed with the same meticulous attention to detail and quality but have now been sculpted and crafted to give FortySeven, a softer and more delicate silhouette with ultimate stability in mind.



standard & optional features

- Standard feature
- Not available

	FRSP24SQ Square 24" x 24"	FRSP30SQ Square 30" x 30"	FRSP24RD Round 24" dia	FRSP30RD Round 30" dia	FRSP36RD Round 36" dia
1" Laminate faced MDF core top with a clear edge profile (38)*	●	●	●	●	●
1" Laminate faced MDF core top with contrast edge tape (TE)*, Ply	●	●	●	●	●
1" TFL top with matching edge tape	●	●	●	●	●
Steel pedestal base finished in Matte Black powder coat	●	●	●	●	●
Plastic glides with leveling adjustment	●	●	●	●	●

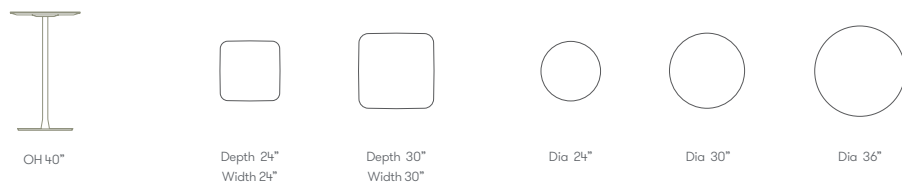
Optional features:

Table edge profile can be stained in Solid Black, Espresso, and Solid White	+ \$30	+ \$30	+ \$30	+ \$30	+ \$30
Steel pedestal base available in Matte White or Stone powder coat	+ \$0	+ \$0	+ \$0	+ \$0	+ \$0
Contrasting edge tape: Oak, White, Black, or Beech	+ \$0	+ \$0	+ \$0	+ \$0	+ \$0

- * [Click here to see available Edge Detail](#)
- * [Click here to see FortySeven Metal Finishes](#)
- * [Click here to see available Edge Stain Finishes](#)
- * [Click here to see available Contrasting Edge Tapes](#)
- * [Click here to see available Laminate Finishes](#)
- * [Click here to see Non-Stock Table Top Information](#)

Ships Semi-KD = Knock Down (Needs some assembly)

dimensions — OH - Overall Height OD - Overall Depth OW - Overall Width



Code		Edge	Global Laminates Brite White	Global Laminates Colors/Woodgrains	TFL
FRSP24SQ • Square • 40" h • 24 x 24"		38	1,518	1,581	-
		TE	1,473	1,536	1,276
FRSP30SQ • Square • 40" h • 30 x 30"		38	1,634	1,697	-
		TE	1,590	1,653	1,307

FRSP24RD • Round • 40" h • 24" dia		38	1,504	1,567	-
		TE	1,455	1,519	1,263
FRSP30RD • Round • 40" h • 30" dia		38	1,596	1,660	-
		TE	1,548	1,612	1,292
FRSP36RD • Round • 40" h • 36" dia		38	1,686	1,749	-
		TE	1,641	1,704	1,373

GL = Global Lmainate Range TFL = TFL Range TE = 2mm Edge Tape All prices listed in US \$
38 = Profile Edge



FortySeven - Counter

Design - Allermuir

These simple, elegant and versatile tables are still constructed with the same meticulous attention to detail and quality but have now been sculpted and crafted to give FortySeven, a softer and more delicate silhouette with ultimate stability in mind.



standard & optional features

● Standard feature
□ Not available

	FRSCH24SQ Square 24" x 24"	FRSCH30SQ Square 30" x 30"	FRSCH24RD Round 24" dia	FRSCH30RD Round 30" dia	FRSCH36RD Round 36" dia
1" Laminate faced MDF core top with a clear edge profile (38)*	●	●	●	●	●
1" Laminate faced MDF core top with contrast edge tape (TE)*, Ply	●	●	●	●	●
1" TFL top with matching edge tape	●	●	●	●	●
Steel pedestal base finished in Matte Black powder coat	●	●	●	●	●
Plastic glides with leveling adjustment	●	●	●	●	●

Optional features:

Table edge profile can be stained in Solid Black, Espresso, and Solid White	+ \$30	+ \$30	+ \$30	+ \$30	+ \$30
Steel pedestal base available in Matte White or Stone powder coat	+ \$0	+ \$0	+ \$0	+ \$0	+ \$0
Contrasting edge tape: Oak, White, Black, or Beech	+ \$0	+ \$0	+ \$0	+ \$0	+ \$0

- * [Click here to see available Edge Detail](#)
- * [Click here to see FortySeven Metal Finishes](#)
- * [Click here to see available Edge Stain Finishes](#)
- * [Click here to see available Contrasting Edge Tapes](#)
- * [Click here to see available Laminate Finishes](#)
- * [Click here to see Non-Stock Table Top Information](#)

Ships Semi-KD = Knock Down (Needs some assembly)

Code		Edge	Global Laminates Brite White	Global Laminates Colors/Woodgrains	TFL
FRSCH24SQ • Square • 36"h • 24 x 24"		38	1,513	1,576	-
		TE	1,468	1,531	1,271
FRSCH30SQ • Square • 36"h • 30 x 30"		38	1,629	1,692	-
		TE	1,585	1,648	1,302

FRSCH24RD • Round • 36"h • 24" dia		38	1,499	1,562	-
		TE	1,450	1,514	1,258
FRSCH30RD • Round • 36"h • 30" dia		38	1,591	1,655	-
		TE	1,543	1,607	1,287
FRSCH36RD • Round • 36"h • 36" dia		38	1,681	1,745	-
		TE	1,636	1,699	1,368

GL = Global Lmainate Range

TFL = TFL Range

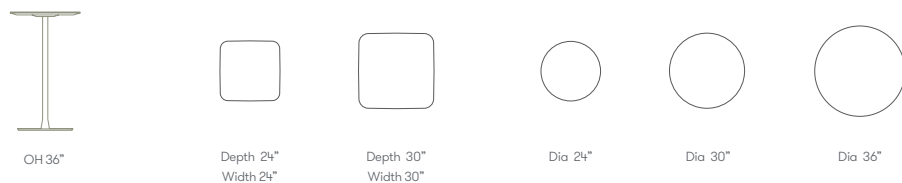
TE = 2mm Edge Tape

All prices listed in US \$

38 = Profile Edge




dimensions — OH - Overall Height OD - Overall Depth OW - Overall Width



Edge Stains

Standard



Clear

Optional



Solid Black



Espresso



Solid White

Contrast Edge Tapes



Ply



Oak



Beech



White



Black

Metal Finishes



Black powder coat



Matte White powder coat




Stone powder coat

Global Laminates



Fog



Dark Chocolate




Fossil



Diamond Black



Mouse




Sarum Gray



Storm



Brite White




Chestnut Woodline



Oiled Walnut




White Ash




Ebony




Smoky Brown Pear



Millennium Oak



Natural Ash



Planked Coffee Oak

TFL Surfaces



Carini Walnut



Autumn



Strata Oak



Urban Maple




Highland Oak



Winter Oak



White



Light Gray



Denim



Clay (Edge 69 only)

Non-Stock Table Top Information Ordering Instructions:

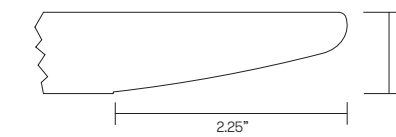
In addition to Allermuir's standard graded-in table top finishes, non-stock laminates and solid surfaces are available.

Please contact US Customer Service to confirm availability and to request pricing.
Phone (419)887.5806
Toll free (888)887.5806

The full product specification is needed at the time of your call including the manufacturer's name, pattern name, product number and finish.

We may require a sample to be mailed to our corporate headquarters to ensure the material meets our quality standards. Allermuir reserves the right to reject any non-stock top material that, in Allermuir's opinion, is unsuitable for application.

Samples can be sent to:
Allermuir
Attn: Internal Sales Support
4111 N. Jerome Road
Maumee, Ohio 43537



Edge Detail # 38

HPL laminate over a 1" MDF core counter balanced. The edge is cut back with a chamfer. The edge is clear finish as standard or can be stained.